


Introductory sub-table (I)(a)

Name of the Company: Bell Agromachina Limited

Scrip Code, Name of the scrip, class of security: 531112

Quarter ended: 29/06/2013

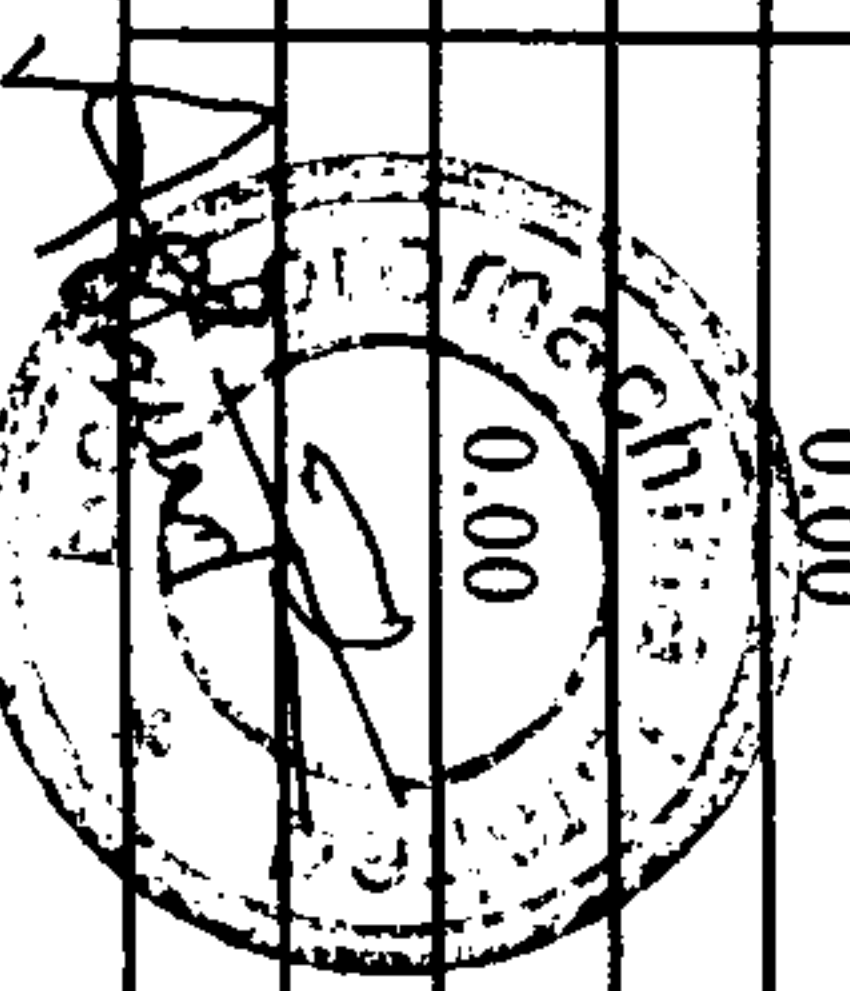
Partly paid-up shares:-		No. of partly paid-up shares	As a % of total no. of partly paid-up shares	As a % of total no. of shares of the company
Held by promoter/promoter group		0		0
Held by public		0		0.00
<b>Total</b>		<b>0</b>		<b>0.00</b>
<b>Outstanding convertible securities:- No. of outstanding securities</b>				
			<b>As a % of total no. of outstanding convertible securities</b>	<b>As a % of total no. of shares of the company, assuming full conversion of the convertible securities</b>
Held by promoter/promoter group		0		0
Held by public		0		0
<b>Total</b>		<b>0</b>		<b>0</b>
<b>Warrants:-</b>				
		<b>No. of warrants</b>	<b>As a % of total no. of warrants</b>	<b>As a % of total no. of shares of the company, assuming full conversion of warrants</b>
Held by promoter/promoter group		0		0
Held by public		0		0
<b>Total</b>		<b>0</b>		<b>0</b>
<b>TOTAL PAID-UP CAPITAL OF THE COMPANY, ASSUMING FULL CONVERSION OF WARRANTS AND CONVERTIBLE SECURITIES (Grand Total (A+B+C)+ D+E+F )</b>		<b>3500000</b>		<b>0</b>



**Statement Showing Shareholding Pattern**


**Table (I)(a)**

Category of Shareholder code	Number of Shareholders	Total number of shares	Number of shares held in dematerialized form	Total shareholding as a percentage of total number of shares		Number of shares	As a percentage (IX)=(VIII)/(IV)*100	
				As a percentage of(A+B) <sup>1</sup>	As a percentage of (A+B+C)			
(I)	(II)	(III)	(IV)	(V)	(VI)	(VII)	(VIII)	(IX)
<b>(A) Shareholding of Promoter and Promoter</b>								
<b>1 Indian</b>								
(a) Individuals/ Hindu Undivided Family	6	1215000	0	0	34.71	34.71	0	0.00
(b) Central Government/ State Government(s)	0	0	0	0	0.00	0.00	0	0.00
(c) Bodies Corporate	3	745000	0	0	21.29	21.29	0	0.00
(d) Financial Institutions/ Banks	0	0	0	0	0.00	0.00	0	0.00
(e) Any Others(Specify)								
(e-i)								
(e-ii)								
<b>Sub Total(A)(1)</b>	<b>9</b>	<b>1960000</b>	<b>0</b>	<b>0</b>	<b>56.00</b>	<b>56.00</b>	<b>0</b>	<b>0.00</b>
<b>2 Foreign</b>								
a Individuals (Non-Residents Individuals/ Foreign Individuals)	0	0	0	0	0.00	0.00	0	0.00
b Bodies Corporate	0	0	0	0	0.00	0.00	0	0.00
c Institutions	0	0	0	0	0.00	0.00	0	0.00
d Any Others(Specify)	0	0	0	0	0.00	0.00	0	0.00
d-i					0.00	0.00		
d-ii					0.00	0.00		
<b>Sub Total(A)(2)</b>	<b>0</b>	<b>0</b>	<b>0</b>	<b>0</b>	<b>0.00</b>	<b>0.00</b>	<b>0</b>	<b>0.00</b>
<b>Total Shareholding of Promoter and</b>	<b>9</b>	<b>1960000</b>	<b>0</b>	<b>0</b>	<b>56.00</b>	<b>56.00</b>	<b>0</b>	<b>0.00</b>
<b>(B) Public shareholding</b>								





1	Promoter and Promoter Group	0	0	0	0	0	0	0.00	0	0.00
2	Public	0	0	0	0	0	0.00	0	0	0.00
	Sub-Total (C)	0	0	0	0	0	0	0	0	0.00
	GRAND TOTAL (A)+(B)+(C)	1572	3500000	174700	100.00	0	0	0.00		











(D)(c) Statement showing Shareholding of persons belonging to the category "Public" and holding more than 1% of the total number of shares

Sr. No.	Name of the shareholder	Number of shares	Shares as a percentage of total number of shares {i.e., Grand Total (A)+(B)+(C)}
1	MEENA UMACHAGI	62000	1.77
2	DEVENDRA S. SHAH	39900	1.14
TOTAL		101900	2.91



(D)(c)(ii) Statement showing holding of securities (including shares, warrants, convertible securities) of persons (together with PAC) belonging to the category "Public" and holding more than 5% of the total number of shares of the company

Sr. No.	Name(s) of the shareholder(s) and the Persons Acting in Concert (PAC) with them	Number of shares	Shares as a percentage of total number of shares f.e., Grand Total (A)+(B)+(C) indicated in Statement at para (I)(a) above}	Details of warrants		Details of convertible securities		Total shares (including underlying shares assuming full conversion of warrants and convertible securities) as a % of diluted share capital
				Number of warrants	As a % total number of warrants of the same class	Number of convertible securities held	% w.r.t total number of convertible securities of the same class	
1	NIL	NIL	NIL	NIL	NIL	NIL	NIL	NIL
<b>TOTAL</b>		<b>0</b>	<b>0.00</b>	<b>0</b>	<b>0</b>	<b>0</b>	<b>0</b>	<b>0</b>







(II)(a) Statement showing details of Depository Receipts (DRs)

Sr. No.	Type of outstanding DR (ADRs, GDRs, SDRs, etc.)	Number of outstanding DRs	Number of shares underlying outstanding DRs	Shares underlying outstanding DRs as a percentage of total number of shares {i.e., Grand Total (A)+(B)+(C) indicated in Statement at para (I)(a) above}
1				0.00
2	NIL	NIL	0	NIL
3				0.00
TOTAL		0	0	0.00



